

Memory Foam

VANITY



CATAS
COMPRESSIONE CORPOREA
CORRETTA




MEMORY FOAM BREEZE
SCAVATO A
7 ZONE DIFFERENZIATE



WATER FOAM
AD ALTA PORTANZA
CON CANALI TRASVERSALI
SAGOMATI EFFETTO ROLLER



INSERTO STABILIZZATORE
IN WATER FOAM



WATER FOAM SAGOMATO
A SCACCHIERA A 7 ZONE
DIFFERENZIATE



MAGLINA INTERNA
IDEA CARBON


RETI CONSIGLIATE



FISSA

ATP

MOTORE



PORTANZA MATERASSO

70-100 kg



50	60	70	80	90	100	110	120
----	----	----	----	----	-----	-----	-----

■ ottimo ■ buono ■ non consigliato

COMFORT

MEDIO-SOSTENUTO

A	M	S	ST
---	---	---	----



MEMORY FOAM
BREEZE
6 cm



24 cm
circa





↑
MATERASSO FINITO
28 cm
circa
↓

VERSIONE
SFODERABILE
CLASSIC
cerniera su tutti i lati
4 maniglie

rivestimento BIOCERAMIC RESISTEX

RIVESTIMENTI DISPONIBILI

AIR FRESH

SLIM

BIOCERAMIC RESISTEX
SILVER COOLMAX
THERMIC TENCEL
CACHEMIRE
BIO COTONE



↑
MATERASSO FINITO
28 cm
circa
↓

VERSIONE
SFODERABILE
CHARME
cerniera su tutti i lati
4 maniglie

rivestimento BIOCERAMIC RESISTEX

RIVESTIMENTI DISPONIBILI

BIOCERAMIC RESISTEX
SILVER COOLMAX
THERMIC TENCEL
CACHEMIRE
BIO COTONE